

Remote upgrade operation manual - APP

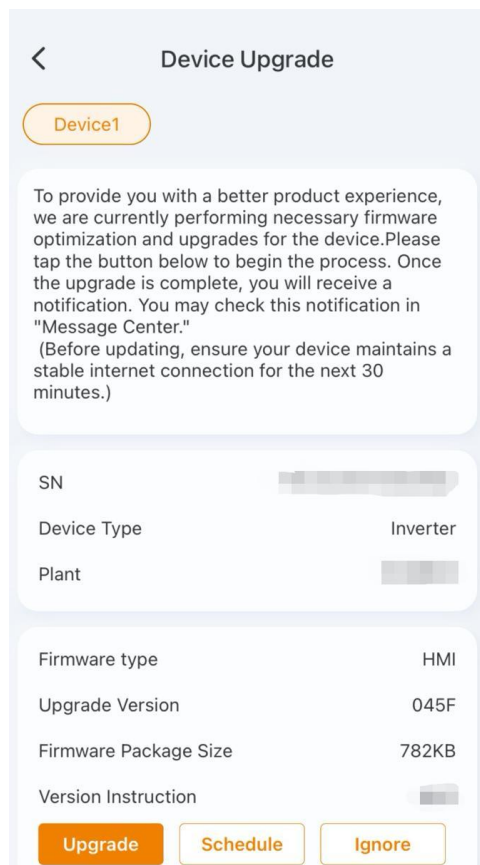
Manual upgrade:

Role: Installer, Owner

Scene: The user confirms the upgrade

Function entry: Any interface

When there are devices under your account that can be upgraded, you will receive a software upgrade reminder when logging into SolisCloud. You can choose to upgrade immediately or schedule an upgrade to remotely upgrade the designated device.



Upgrade:

Upgrade the device immediately.

Do not cut off the power supply to the device during the upgrade process. The entire upgrade process takes approximately 40 to 45 minutes.

The image displays two side-by-side screenshots of the 'Inverter Upgrade' interface. Both screens show the device's ID, firmware type, version before and after upgrade, target version, and upgrade method (Remote).

Left Screenshot (Progress 22%):

- Upgrade Info: 22%
- Device Info: ID: [redacted], Firmware type: HMI, Version before upgrade: 1203, Version after upgrade: --, Target version: 1D05, Upgrade Method: Remote
- Firmware Info: [redacted]
- Estimated finish time: 2026-05-20 11:18:44 (UTC+08:00)
- Upgrade Log:
 - starting: 2026-05-20 10:18:40 (UTC+08:00) to 2026-05-20 10:18:44 (UTC+08:00)
 - sending update command: 2026-05-20 10:18:44 (UTC+08:00) to 2026-05-20 10:18:44 (UTC+08:00)
 - downloading update firmware: 2026-05-20 10:18:44 (UTC+08:00) to 2026-05-20 10:20:25 (UTC+08:00)
 - updating: 2026-05-20 10:20:25 (UTC+08:00) to --

Right Screenshot (Upgrade Successful):

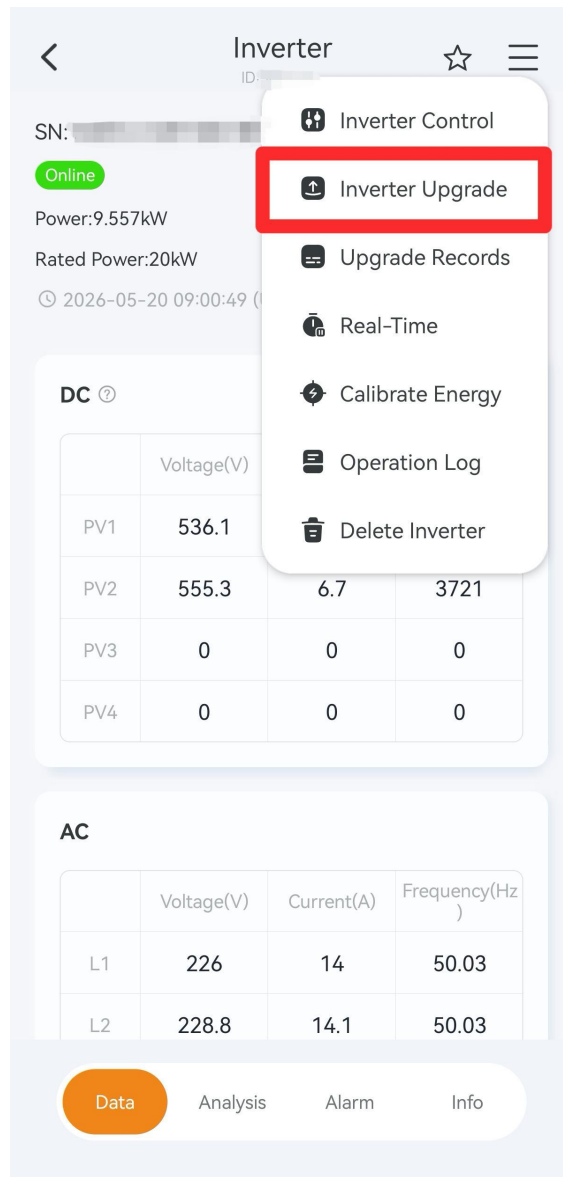
- Upgrade Info: Upgrade successful, 4300 -> 5002
- Device Info: ID: [redacted], Firmware type: DSPM, Version before upgrade: 4300, Version after upgrade: 5000, Target version: 5002, Upgrade Method: Remote
- Firmware Info: [redacted]
- Upgrade Log:
 - starting: 2026-05-20 04:11:58 (UTC+01:00) to 2026-05-20 04:12:03 (UTC+01:00)
 - sending update command: 2026-05-20 04:12:03 (UTC+01:00) to 2026-05-20 04:12:03 (UTC+01:00)
 - downloading update firmware: 2026-05-20 04:12:03 (UTC+01:00) to 2026-05-20 04:12:52 (UTC+01:00)
 - updating: 2026-05-20 04:12:52 (UTC+01:00) to 2026-05-20 04:14:56 (UTC+01:00)
 - restarting: 2026-05-20 04:14:57 (UTC+01:00) to 2026-05-20 04:16:02 (UTC+01:00)

Schedule:

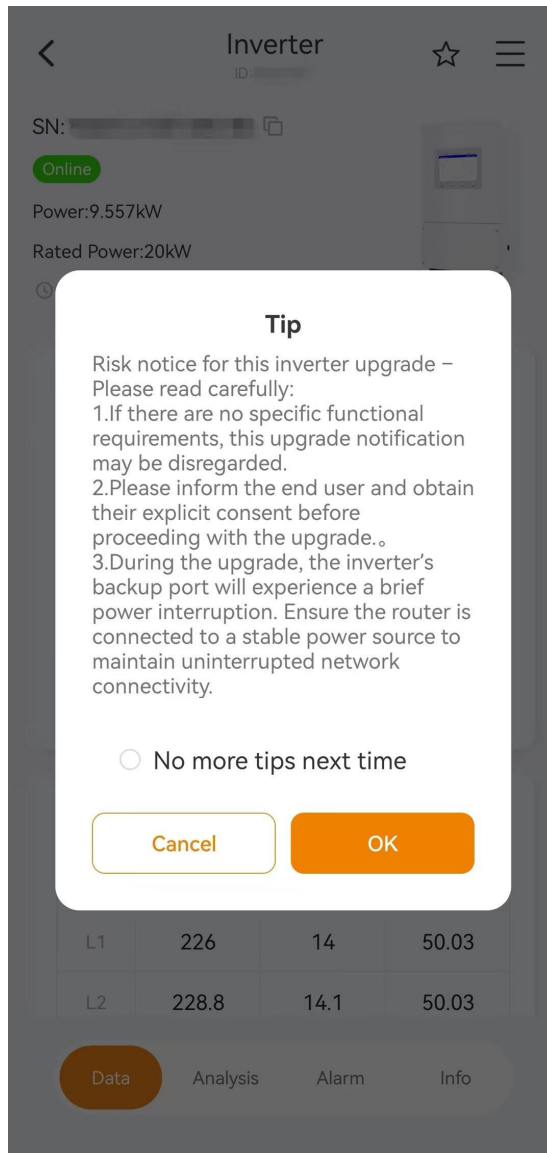
You can choose to upgrade your device at the time you want.

Ignore:

Upgrade pop-ups will no longer be pushed to you. If you want to Upgrade later, you can enter the inverter details page and select [Inverter Upgrade].



Read the disclaimer and agree.



When a newer firmware version is available, the system can detect the new version and proceed with the update. If the current version is the latest, no available updates will be detected.

Inverter Upgrade

SN: [REDACTED]

SN	[REDACTED]
Model	3316
Inverter Version	0A0006-B20005

Firmware type	DSPM
Upgrade Version	080D
Firmware Package Size	--
Version Instruction	AFTERSALES-080D-0D0 4

Firmware type	HMI
Upgrade Version	0D04
Firmware Package Size	--
Version Instruction	//

Firmware type	HMI_LCD
Upgrade Version	0901
Firmware Package Size	--
Version Instruction	//

Upgrade

*If no new version is detected at present but the inverter still needs to be upgraded, please contact after-sales service to upload the corresponding firmware.

***If you encounter any issues such as unsuccessful upgrades or other problems, please contact your local [after-sales](#).**